



The need for and uses of statistics on international migration: the Canadian experience

Hélène Maheux and Mélanie Meunier

United Nations Expert Group Meeting on Improving Migration Data

in the Context of the 2030 Agenda for Sustainable Development and the Global Compact for Safe, Orderly and Regularly Migration,
New York, July 1, 2019



Delivering insight through data for a better Canada



Statistics
Canada

Statistique
Canada

Canada

Context of immigration in Canada

Non-permanent residents

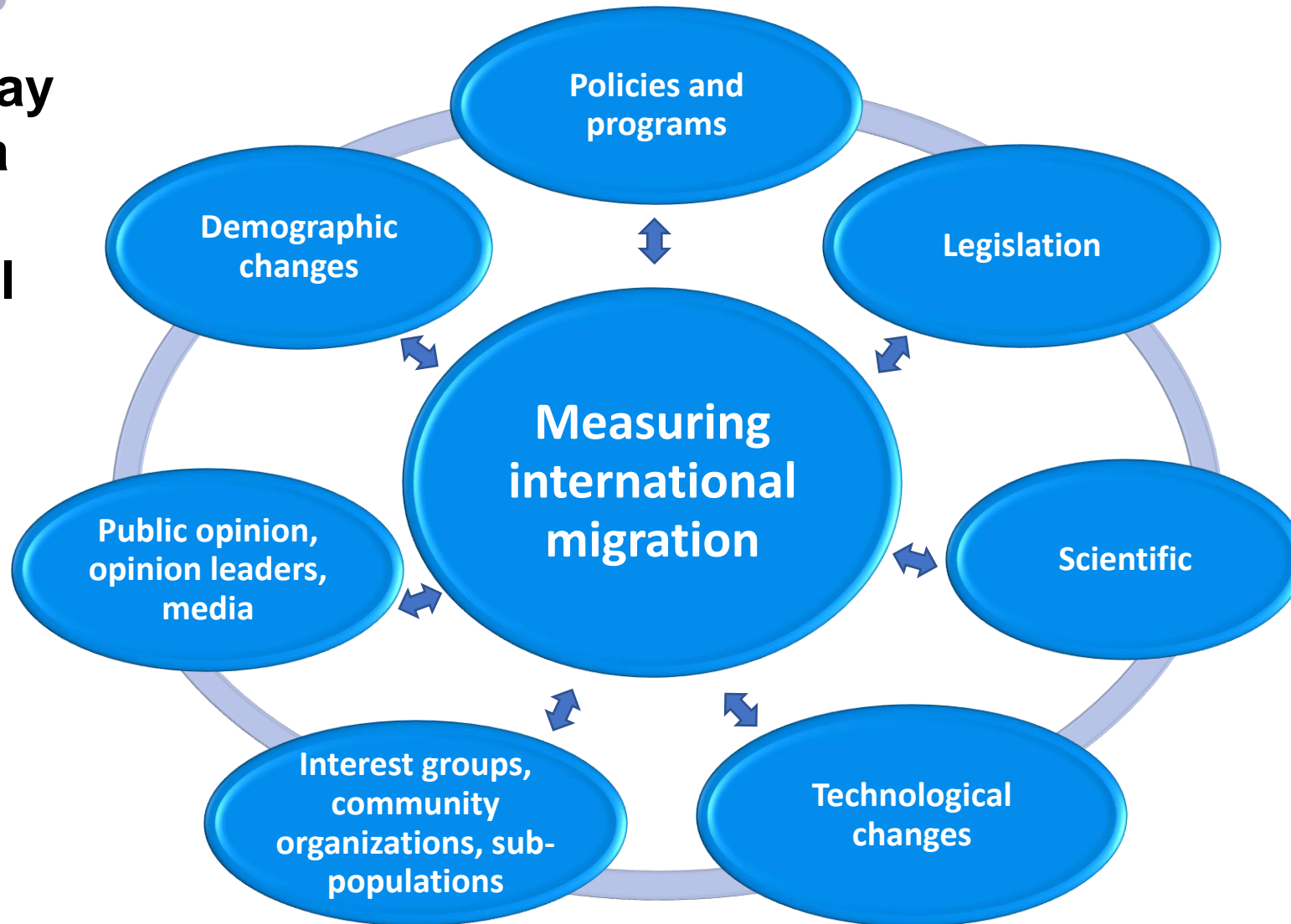
- **Asylum seekers**
- **Persons with a work or study permit**

Immigrants

- **Economic immigrants (~60%):**
Contributing to Canada's economy
- **Immigrants sponsored by family (~27%):**
Reuniting with family members
- **Refugees (~12%):**
Seeking protection and escaping persecution
- **Other immigrants (~1%)**

*Actual percentages by immigrant admission category vary year to year. Values shown are based on averages from 2011-2016

Forces at play in defining a measure on international migration



Various data sources are available to better understand immigration

Administrative Files

- Permanent Resident files from Immigration Refugees Citizenship Canada
- Non-Permanent Resident files from Immigration Refugees Citizenship Canada

Census of Population

Surveys

- General Social Survey (GSS)
- Canadian Community Health Survey
- Labour Force Survey
- Program for the International Assessment of Adult Competencies
- Longitudinal Survey of Immigrants to Canada (2000/01 cohort)
- And more...

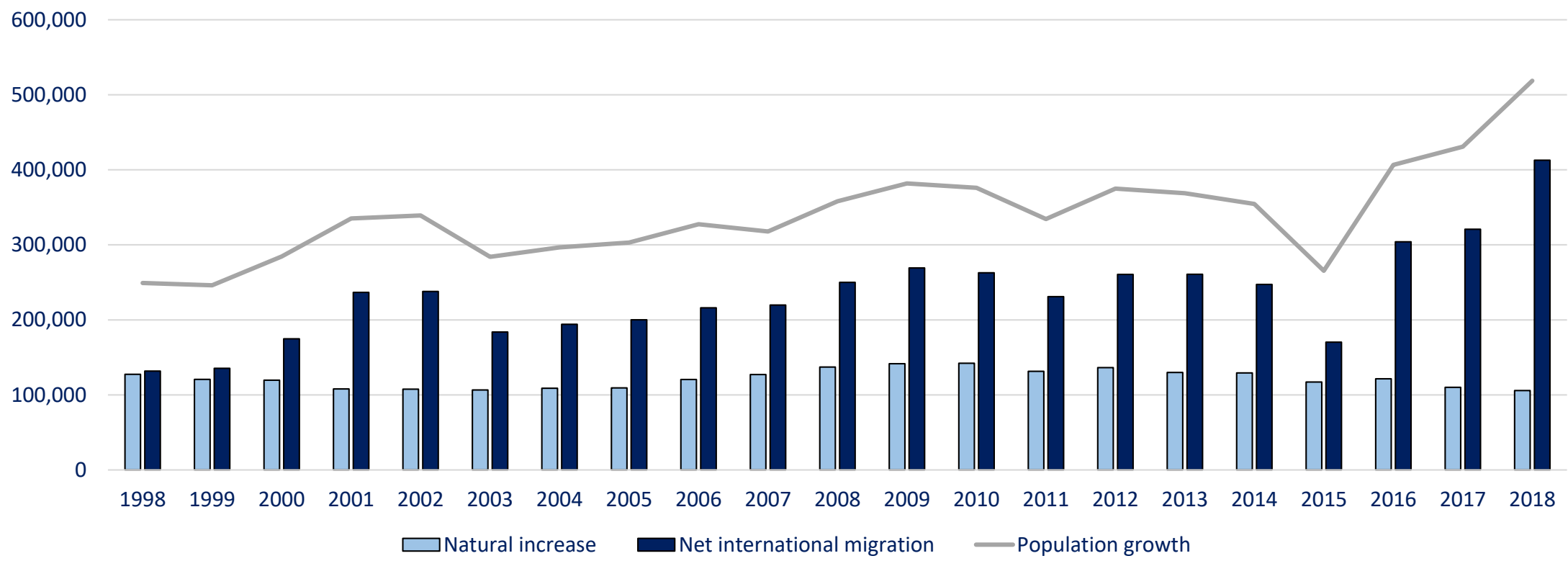
Integrated Data Sources

- Longitudinal Immigration Database (IMDB)
 - IMDB – Census
 - IMDB – General Social Survey
 - IMDB - Canadian Employer-Employee Dynamics Database
 - IMDB – Discharge Abstract Database (Hospitalizations)
- And more...



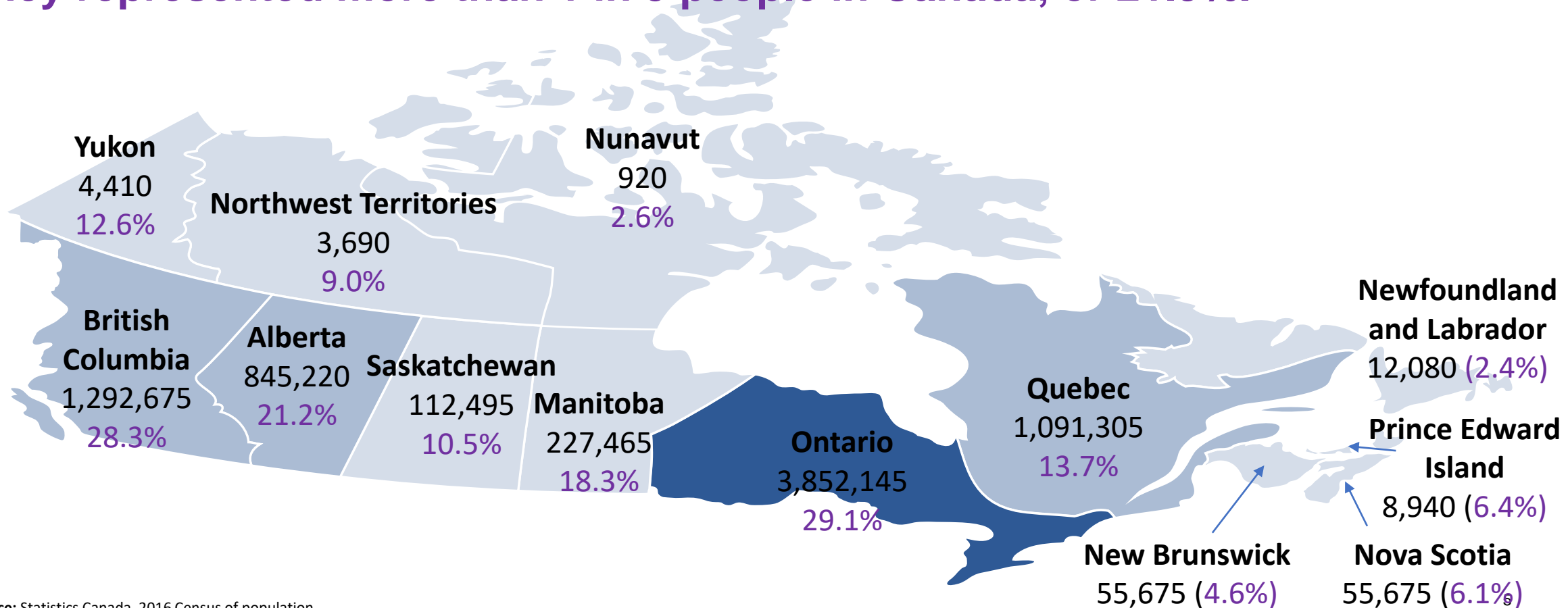
Net international migration is the main driver of population growth in Canada

Factors of population growth, 1997-1998 to 2017-2018, Canada



Source: Statistics Canada, *Annual Demographic Estimates: Canada, Provinces, Territories, 2018*, Statistics Canada Catalogue no. 91-215.

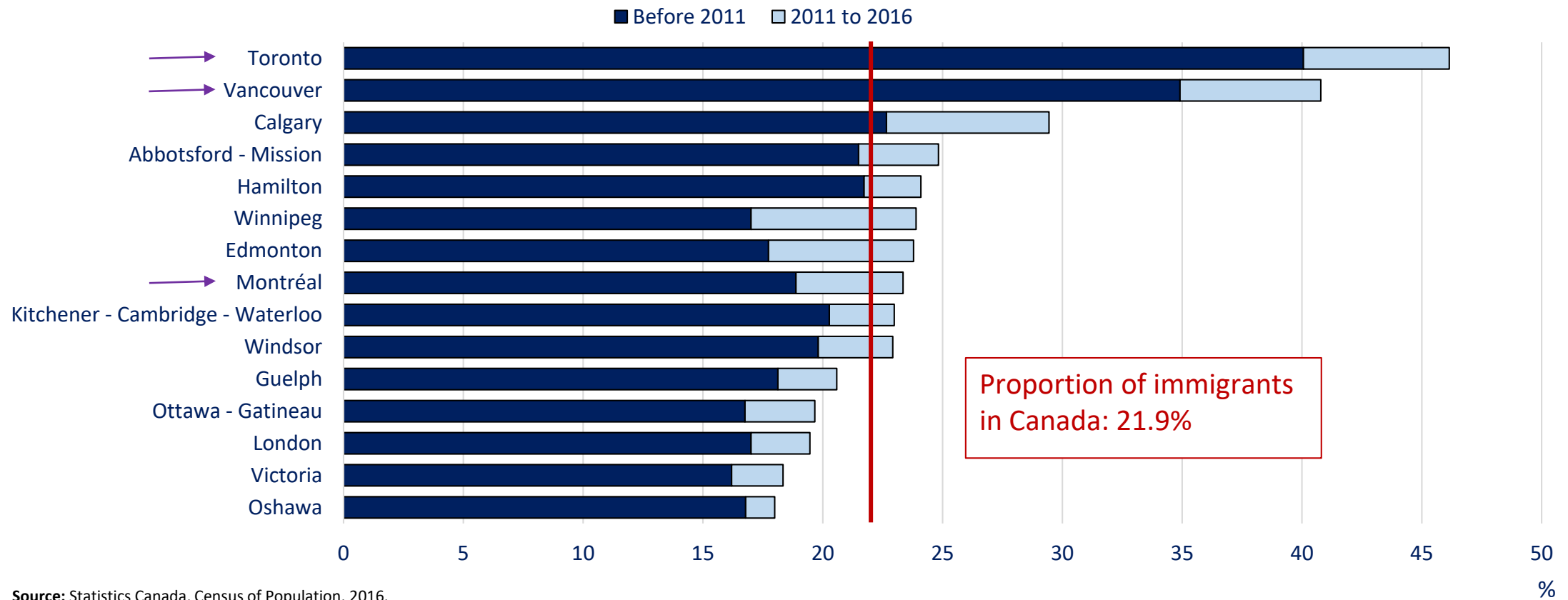
According to the 2016 Census, about 7,5 million people reported to be, or have ever been a landed immigrant or a permanent resident in Canada. They represented more than 1 in 5 people in Canada, or 21.9%.



Source: Statistics Canada, 2016 Census of population.

The proportion of immigrants varied by census metropolitan areas

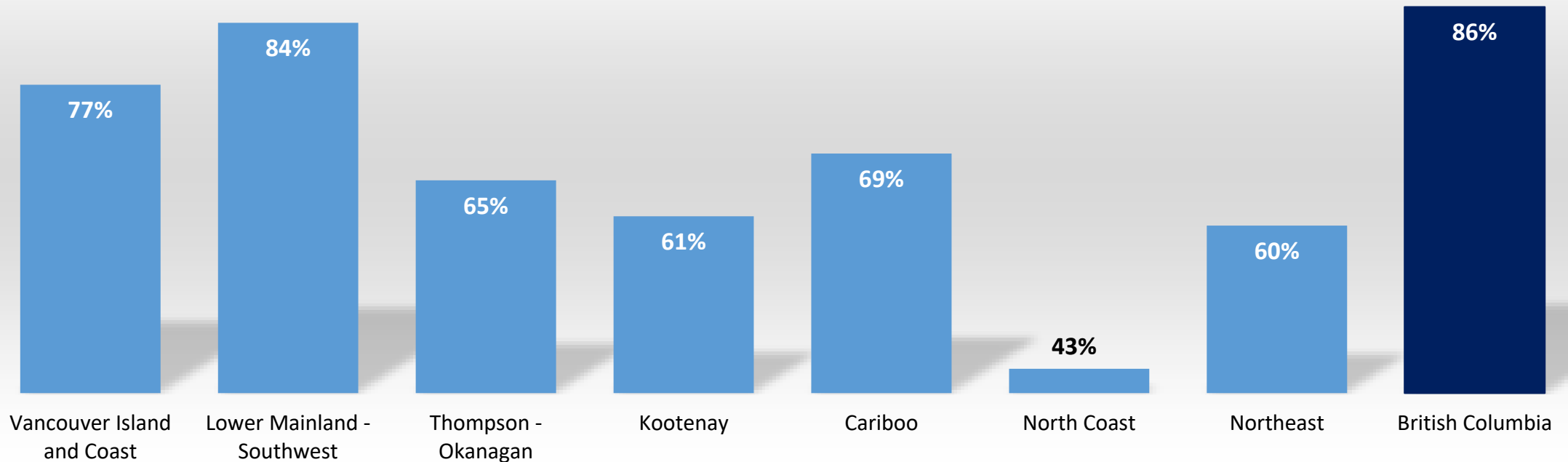
Proportion of immigrants by period of immigration, selected census metropolitan areas (CMA), Canada, 2016



Source: Statistics Canada, Census of Population, 2016.

Measuring secondary mobility...

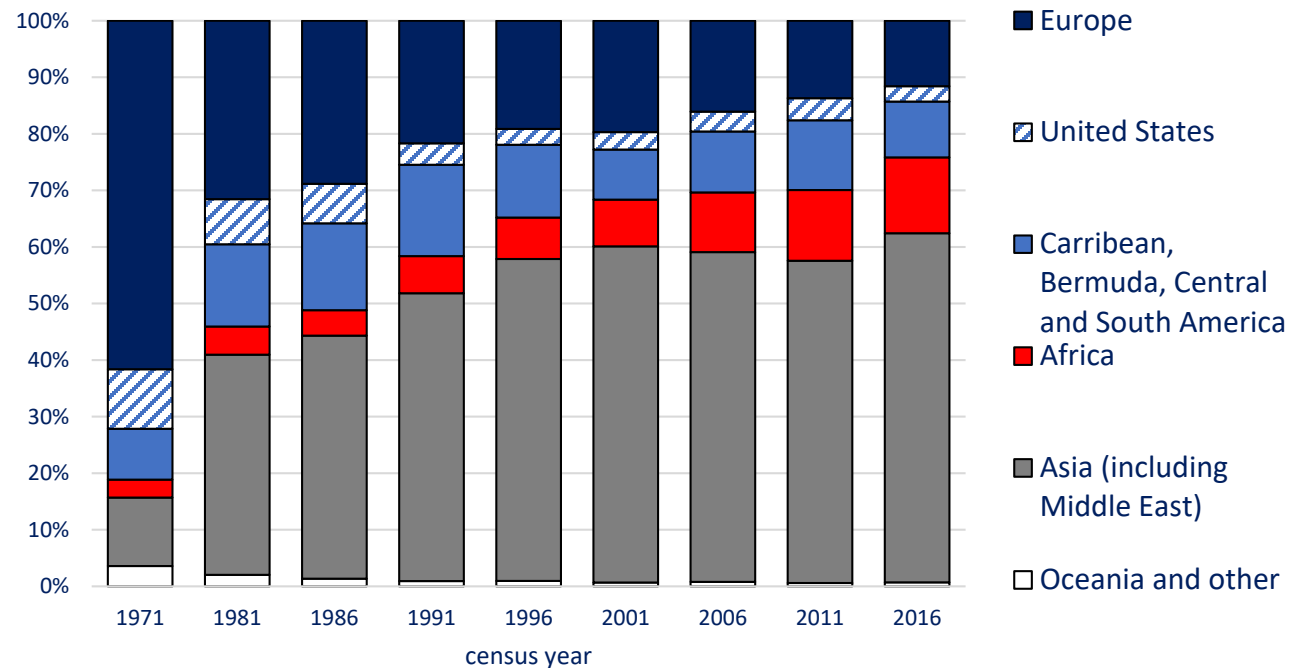
Five-year retention rates by economic region,
2011 immigrants without pre-admission permits



Source: Statistics Canada, 2016 Longitudinal Immigration Database, product 43-10-0013

In 2016, the majority of recent immigrants were born in Asia. For the first time, Africa is the second largest source of recent immigrants

Region of birth of recent immigrants in Canada, 1971 to 2016



Top 10 countries of birth of recent immigrants in Canada, 2016

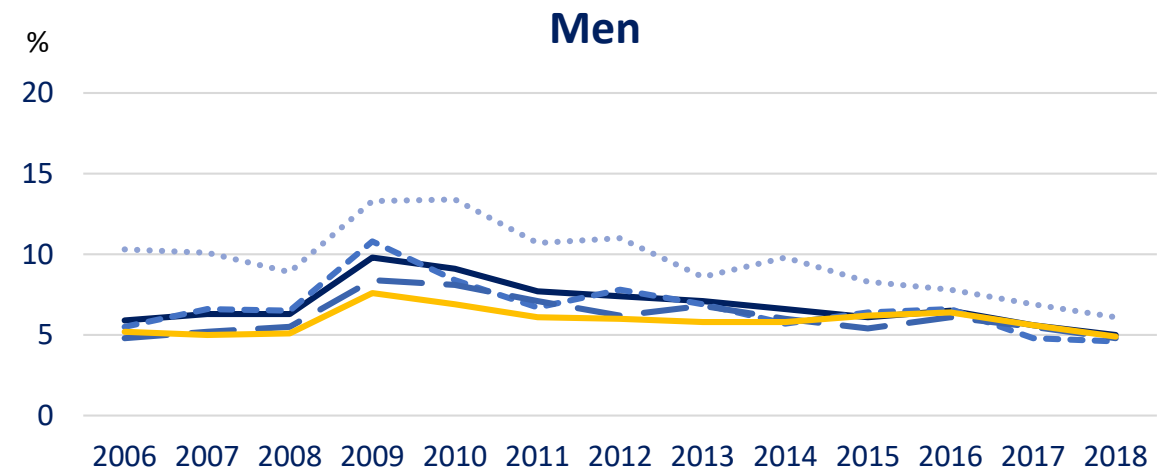
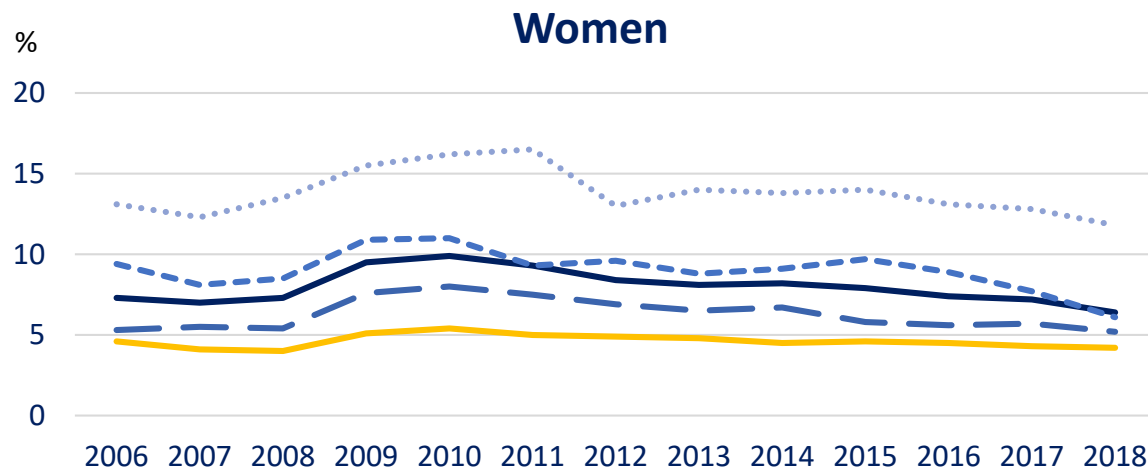


Note: "Recent immigrants" refers to immigrants who first obtained their landed immigrant or permanent resident status in Canada in the five years prior to a given census.

Sources: Statistics Canada, Census of Population, 1971 to 2006, 2016; National Household Survey, 2011

In Canada, the unemployment rate for immigrant men is now similar to that of Canadian-born men, but a gap persists for immigrant women

Unemployment rate for the core-aged group (25 to 54 years)



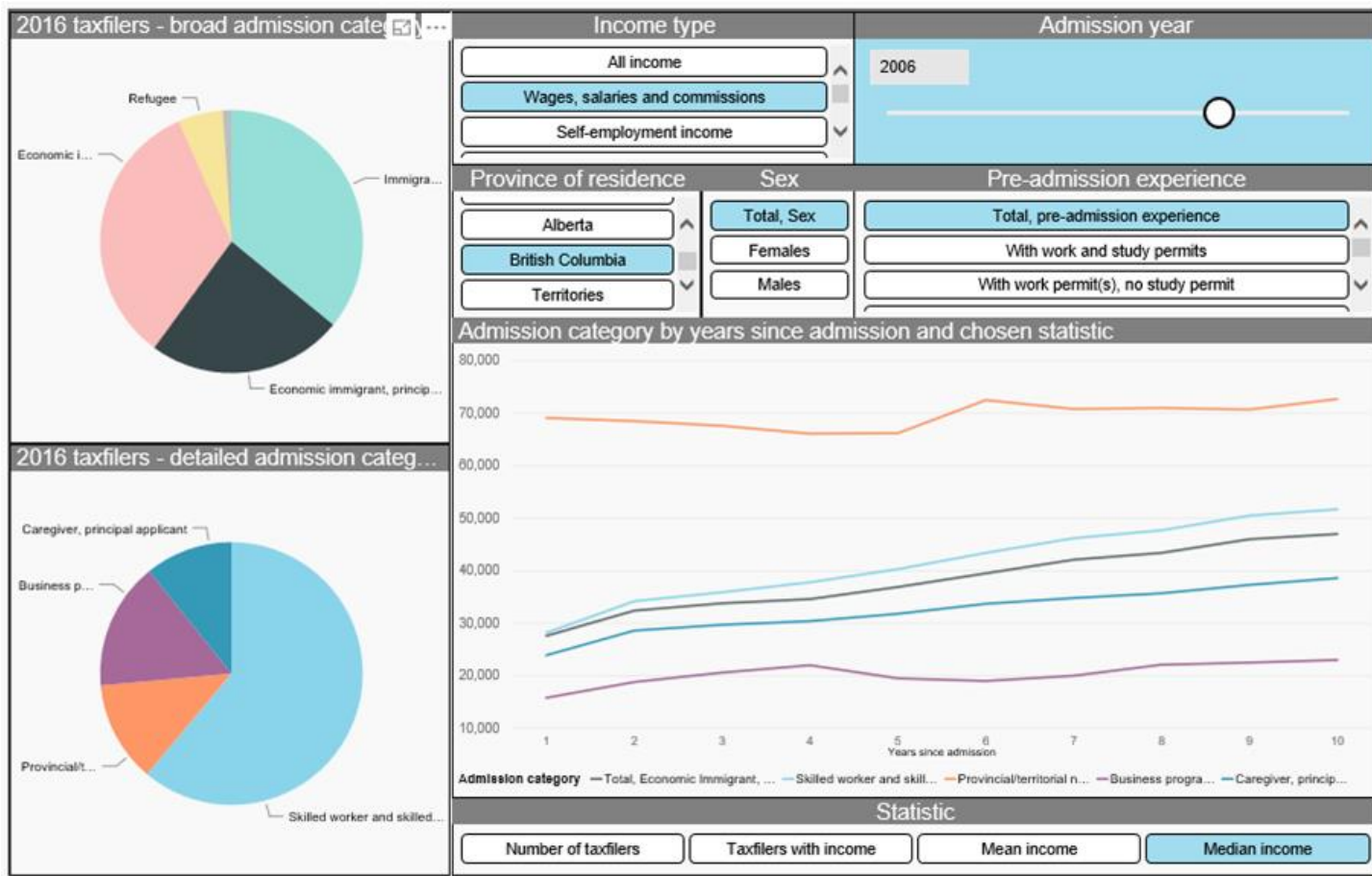
- Total immigrants
- Immigrants, landed 5 or less years earlier
- - - Immigrants, landed more than 5 to 10 years earlier
- - - Immigrants, landed more than 10 years earlier
- Canadian-born women



- Total immigrants
- Immigrants, landed 5 or less years earlier
- - - Immigrants, landed more than 5 to 10 years earlier
- - - Immigrants, landed more than 10 years earlier
- Canadian-born men

Source: Statistics Canada, Labour Force Survey, Table 14-10-0083-01 (formerly CANSIM table 282-0102).

Median wages of immigrants rise with the number of years since admission to Canada



Example of median wages, salaries and commissions of economic immigrants (principal applicants) in British Columbia admitted in 2006



Source: Statistics Canada, Longitudinal Immigration Database, 2016: interactive app, <https://www150.statcan.gc.ca/n1/pub/71-607-x/71-607-x2019003-eng.htm>

Most recent publications related to immigration, ethnocultural diversity and inclusion



Census Program

- Immigration and Ethnocultural Diversity, 2016 Census of Population
- Children with an Immigrant Background: Bridging Cultures
- Ethnic and Cultural Origins of Canadians: Portrait of a Rich Heritage
- Linguistic integration of immigrants and official language populations in Canada




Economic Insights

- Residential Property Ownership Among Refugees in Vancouver and Toronto
- Immigrant Ownership of Residential Properties in Toronto and Vancouver
- Non-resident Ownership of Residential Properties in Toronto and Vancouver: Initial Information from Canadian Housing Statistics Program



Insights on Canadian Society

- The role of social capital and ethnocultural characteristics in the employment income of immigrants over time
- The Labour Force in Canada and its Regions: Projection to 2036
- Results from the 2016 Census: Syrian Refugees who Resettled in Canada in 2015 and 2016



The Immigrant Labour Force Analysis Series

- The Canadian Immigrant Labour Market: Recent Trends from 2006 to 2017



Ethnicity, Language and Immigration Thematic Series

- Recent immigrants and non-permanent residents missed in the 2011 Census
- Study on International Money Transfer, 2017
- Diversity of the Black Population in Canada: An Overview
- Immigration and Language in Canada, 2011 and 2016



Health Reports

- Healthy Immigrant Effect by Immigrant Category in Canada
- Tuberculosis-related Hospital Use Among Recent Immigrants to Canada
- Hospitalisation Rates Among Economic Immigrants to Canada



Analytical Studies Branch Research Paper Series

- The Wealth of Immigrant Families in Canada
- Labour Market Outcomes Among Refugees to Canada
- Intergenerational Education Mobility and Labour Market Outcomes: Among the Second Generation of Immigrants in Canada



Juristat

- Violent Victimization and Discrimination, by Religious Affiliation in Canada, 2014
- Violent Victimization and Discrimination among Visible Minority Populations, Canada, 2014
- Violent Victimization, Discrimination and Perception of Safety: an Immigrant Perspective, Canada, 2014

THANK YOU!

For more information, visit www.statcan.gc.ca



or contact

statcan.infostats-infostats.statcan@canada.ca